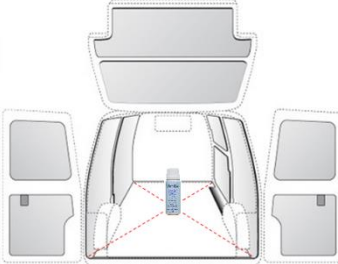

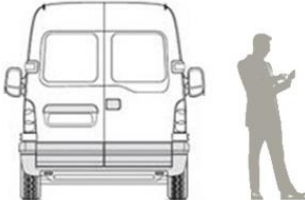

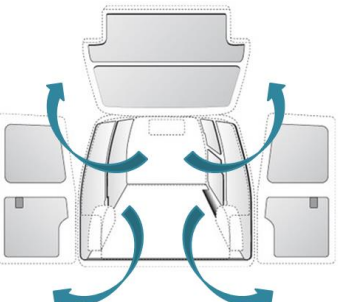


Instructions for Use in Vehicle

How to sanitize your vehicle

- To release the fogger press the actuator in until it locks, set it down and close the door. It takes about forty seconds for the canister to empty. The vehicle should remain unoccupied for a minimum of 15 minutes and a maximum of 30 minutes. **It is recommendable to use the fogger at room temperature (20-25°C).**
- It is best to leave the vehicle for as long as possible to allow all of the fine particles to settle and achieve maximum sanitation, while Vardar works almost instantly it will achieve an even greater kill and have a stronger residual effect when the product is allowed to properly settle within the vehicle. Close doors and windows

Shake Canister Well – Hold Nozzle Away From Eyes (Spray is Dispersed Vertically)

1	2	3	4	5
				
Place Fogger in the centre of the vehicle on the floor at the lowest point.	To release the fogger press the actuator in until it locks.	Get out and close the door immediately.	Leave vehicle undisturbed for 15 minutes.	Open all the doors and allow to ventilate for 15 minutes (or sanitise ventilation system).

<p style="text-align: center;">6</p>	<p style="text-align: center;">7</p>	<p style="text-align: center;">8</p>	<p style="border: 1px solid black; border-radius: 50%; padding: 5px; display: inline-block;">2/2</p>
			<p>CAUTION</p> <ul style="list-style-type: none"> • Pressurised container • Protect from sunlight • Do not expose to temperatures exceeding 50 degrees Celsius • Do not pierce or burn even after use • Do not spray onto a naked flame or any incandescent material <p>SAFETY INFORMATION</p> <ul style="list-style-type: none"> • Irritating to eyes • No naked lights • Do not breathe spray • Use only in well ventilated areas • Keep away from sources of ignition • No smoking • Keep out of reach of children <p>Important: If you require any additional information, please contact us. All comments are gratefully received and help us to provide the best possible service to you.</p>
<p>To sanitise the ventilation system: After 15 minutes' start engine and make sure vehicle circulation is set to internal (not drawing in fresh air) this will draw Vardar through the ventilation system, cleaning and deodorising as it goes through.</p>	<p>After a further 5 minutes, open all doors and vent for 5 minutes.</p>	<p>Remove fogger from the vehicle and recycle it.</p>	